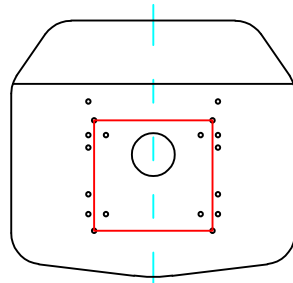
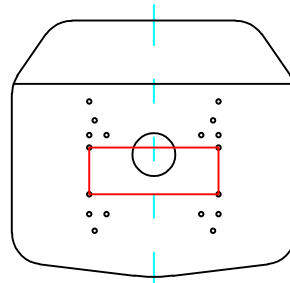


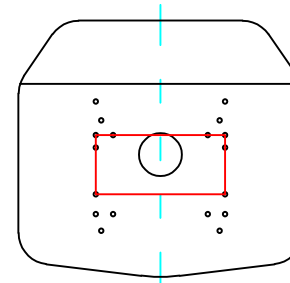
6" x 5"



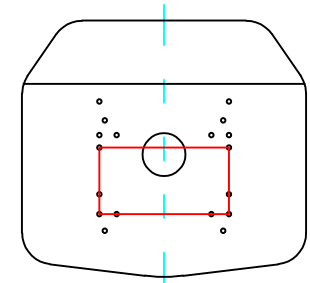
7.5" x 7"



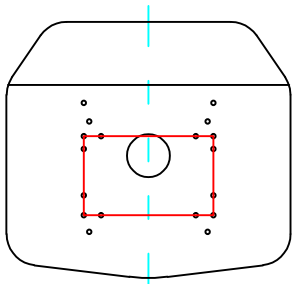
8.2" x 3"



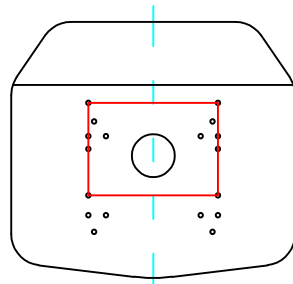
8.2" x 3.75"



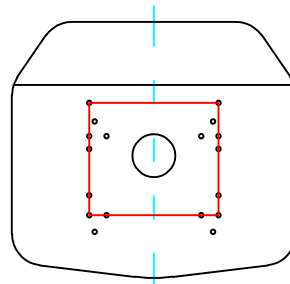
8.2" x 4.25"



8.2" x 5"



8.2" x 5.875"



8.2" x 7.125"



This document contains confidential and proprietary information that cannot be reproduced or divulged, in whole or in part, without written authorization from Concentric International.

Scale: None

Units: Inches

Tolerance:

Drawing Title:

150 Series Seat

Rev	Date	By	Description
A	8-20-20	SC	Mounting Bolt Patterns
B			
C			

Sheet: 2 of 2

Filename:
150 Seat Base.dwg

Dwg / Part No:

150 Seat